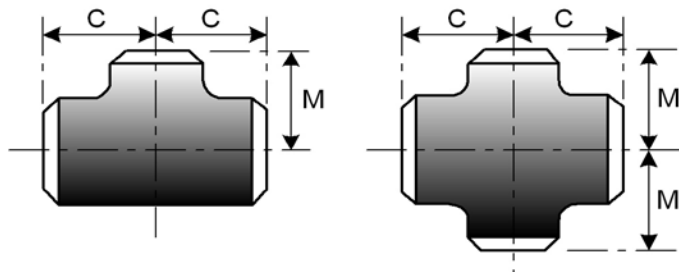


Dimensions of Reducing Tees and Crosses to ASME B16.9



Nominal Pipe Size NPS	O.D. at Bevel		Centre-to-End	
	Run	Outlet	Run C	Outlet M ⁽¹⁾
1/2 x 1/2 x 3/8	0.84	0.68	1.00	1.00
1/2 x 1/2 x 1/4	0.84	0.54	1.00	1.00
3/4 x 3/4 x 1/2	1.05	0.84	1.12	1.12
3/4 x 3/4 x 3/8	1.05	0.68	1.12	1.12
1 x 1 x 3/4	1.32	1.05	1.50	1.50
1 x 1 x 1/2	1.32	0.84	1.50	1.50
1 1/4 x 1 1/4 x 1	1.66	1.32	1.88	1.88
1 1/4 x 1 1/4 x 3/4	1.66	1.05	1.88	1.88
1 1/4 x 1 1/4 x 1/2	1.66	0.84	1.88	1.88
1 1/2 x 1 1/2 x 1 1/4	1.90	1.66	2.25	2.25
1 1/2 x 1 1/2 x 1	1.90	1.32	2.25	2.25
1 1/2 x 1 1/2 x 3/4	1.90	1.05	2.25	2.25
1 1/2 x 1 1/2 x 1/2	1.90	0.84	2.25	2.25
2 x 2 x 1 1/2	2.38	1.90	2.50	2.38
2 x 2 x 1 1/4	2.38	1.66	2.50	2.25
2 x 2 x 1	2.38	1.32	2.50	2.00
2 x 2 x 3/4	2.38	1.05	2.50	1.75
2 1/2 x 2 1/2 x 2	2.88	2.38	3.00	2.75
2 1/2 x 2 1/2 x 1 1/2	2.88	1.90	3.00	2.62
2 1/2 x 2 1/2 x 1 1/4	2.88	1.66	3.00	2.50
2 1/2 x 2 1/2 x 1	2.88	1.32	3.00	2.25
3 x 3 x 2 1/2	3.50	2.88	3.38	3.25
3 x 3 x 2	3.50	2.38	3.38	3.00
3 x 3 x 1 1/2	3.50	1.90	3.38	2.88
3 x 3 x 1 1/4	3.50	1.66	3.38	2.75
3 1/2 x 3 1/2 x 3	4.00	3.50	3.75	3.62
3 1/2 x 3 1/2 x 2 1/2	4.00	2.88	3.75	3.50
3 1/2 x 3 1/2 x 2	4.00	2.38	3.75	3.25
3 1/2 x 3 1/2 x 1 1/2	4.00	1.90	3.75	3.12
4 x 4 x 3 1/2	4.50	4.00	4.12	4.00
4 x 4 x 3	4.50	3.50	4.12	3.88
4 x 4 x 2 1/2	4.50	2.88	4.12	3.75
4 x 4 x 2	4.50	2.38	4.12	3.50
4 x 4 x 1 1/2	4.50	1.90	4.12	3.38

All dimensions are given in inches.

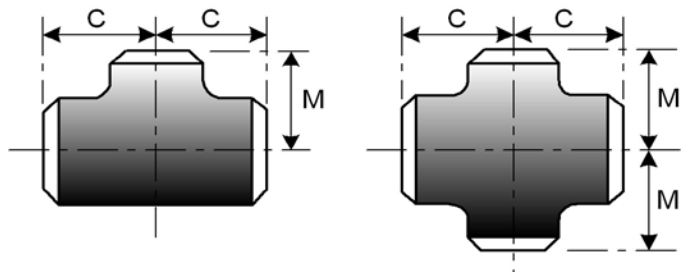
Note:

(1) Outlet dimension M for run sizes NPS 14 and larger is recommended but not required.

Trans Am

Piping Products Ltd.

Dimensions of Reducing Tees and Crosses to ASME B16.9



Nominal Pipe Size NPS	O.D. at Bevel		Centre-to-End	
	Run	Outlet	Run C	Outlet M ⁽¹⁾
5 x 5 x 4	5.56	4.50	4.88	4.62
5 x 5 x 3 1/2	5.56	4.00	4.88	4.50
5 x 5 x 3	5.56	3.50	4.88	4.38
5 x 5 x 2 1/2	5.56	2.88	4.88	4.25
5 x 5 x 2	5.56	2.38	4.88	4.12
6 x 6 x 5	6.62	5.56	5.62	5.38
6 x 6 x 4	6.62	4.50	5.62	5.12
6 x 6 x 3 1/2	6.62	4.00	5.62	5.00
6 x 6 x 3	6.62	3.50	5.62	4.88
6 x 6 x 2 1/2	6.62	2.88	5.62	4.75
8 x 8 x 6	8.62	6.62	7.00	6.62
8 x 8 x 5	8.62	5.56	7.00	6.38
8 x 8 x 4	8.62	4.50	7.00	6.12
8 x 8 x 3 1/2	8.62	4.00	7.00	6.00
10 x 10 x 8	10.75	8.62	8.50	8.00
10 x 10 x 6	10.75	6.62	8.50	7.62
10 x 10 x 5	10.75	5.56	8.50	7.50
10 x 10 x 4	10.75	4.50	8.50	7.25
12 x 12 x 10	12.75	10.75	10.00	9.50
12 x 12 x 8	12.75	8.62	10.00	9.00
12 x 12 x 6	12.75	6.62	10.00	8.62
12 x 12 x 5	12.75	5.56	10.00	8.50
14 x 14 x 12	14.00	12.75	11.00	10.62
14 x 14 x 10	14.00	10.75	11.00	10.12
14 x 14 x 8	14.00	8.62	11.00	9.75
14 x 14 x 6	14.00	6.62	11.00	9.38
16 x 16 x 14	16.00	14.00	12.00	12.00
16 x 16 x 12	16.00	12.75	12.00	11.62
16 x 16 x 10	16.00	10.75	12.00	11.12
16 x 16 x 8	16.00	8.62	12.00	10.75
16 x 16 x 6	16.00	6.62	12.00	10.38
18 x 18 x 16	18.00	16.00	13.50	13.00
18 x 18 x 14	18.00	14.00	13.50	13.00
18 x 18 x 12	18.00	12.75	13.50	12.62
18 x 18 x 10	18.00	10.75	13.50	12.12
18 x 18 x 8	18.00	8.62	13.50	11.75

All dimensions are given in inches.

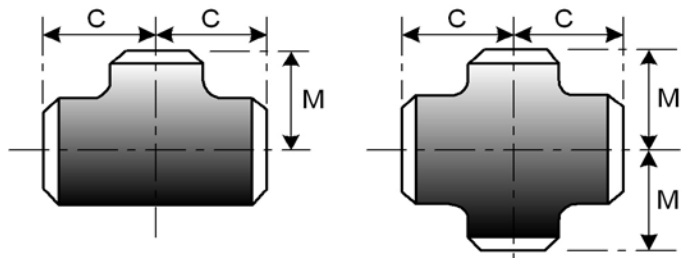
Note:

(1) Outlet dimension M for run sizes NPS 14 and larger is recommended but not required.

Trans Am

Piping Products Ltd.

Dimensions of Reducing Tees and Crosses to ASME B16.9



Nominal Pipe Size NPS	O.D. at Bevel		Centre-to-End	
	Run	Outlet	Run C	Outlet M ⁽¹⁾
20 x 20 x 18	20.00	18.00	15.00	14.50
20 x 20 x 16	20.00	16.00	15.00	14.00
20 x 20 x 14	20.00	14.00	15.00	14.00
20 x 20 x 12	20.00	12.75	15.00	13.62
20 x 20 x 10	20.00	10.75	15.00	13.12
20 x 20 x 8	20.00	8.62	15.00	12.75
22 x 22 x 20	22.00	20.00	16.50	16.00
22 x 22 x 18	22.00	18.00	16.50	15.50
22 x 22 x 16	22.00	16.00	16.50	15.00
22 x 22 x 14	22.00	14.00	16.50	15.00
22 x 22 x 12	22.00	12.75	16.50	14.62
22 x 22 x 10	22.00	10.75	16.50	14.12
24 x 24 x 22	24.00	22.00	17.00	17.00
24 x 24 x 20	24.00	20.00	17.00	17.00
24 x 24 x 18	24.00	18.00	17.00	16.50
24 x 24 x 16	24.00	16.00	17.00	16.00
24 x 24 x 14	24.00	14.00	17.00	16.00
24 x 24 x 12	24.00	12.75	17.00	15.62
24 x 24 x 10	24.00	10.75	17.00	15.12
26 x 26 x 24	26.00	24.00	19.50	19.00
26 x 26 x 22	26.00	22.00	19.50	18.50
26 x 26 x 20	26.00	20.00	19.50	18.00
26 x 26 x 18	26.00	18.00	19.50	17.50
26 x 26 x 16	26.00	16.00	19.50	17.00
26 x 26 x 14	26.00	14.00	19.50	17.00
26 x 26 x 12	26.00	12.75	19.50	16.62
28 x 28 x 26	28.00	26.00	20.50	20.50
28 x 28 x 24	28.00	24.00	20.50	20.00
28 x 28 x 22	28.00	22.00	20.50	19.50
28 x 28 x 20	28.00	20.00	20.50	19.00
28 x 28 x 18	28.00	18.00	20.50	18.50
28 x 28 x 16	28.00	16.00	20.50	18.00
28 x 28 x 14	28.00	14.00	20.50	18.00
28 x 28 x 12	28.00	12.75	20.50	17.62

All dimensions are given in inches.

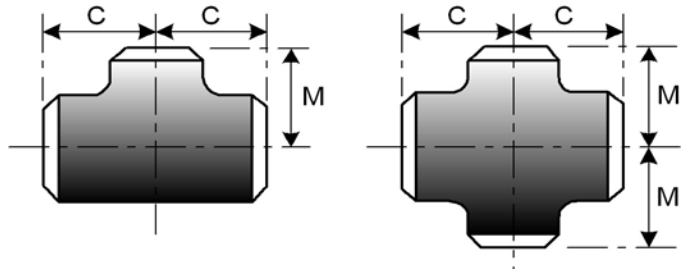
Note:

(1) Outlet dimension M for run sizes NPS 14 and larger is recommended but not required.

Trans Am

Piping Products Ltd.

Dimensions of Reducing Tees and Crosses to ASME B16.9



Nominal Pipe Size NPS	O.D. at Bevel		Centre-to-End	
	Run	Outlet	Run C	Outlet M ⁽¹⁾
30 x 30 x 28	30.00	28.00	22.00	21.50
30 x 30 x 26	30.00	26.00	22.00	21.50
30 x 30 x 24	30.00	24.00	22.00	21.00
30 x 30 x 22	30.00	22.00	22.00	20.50
30 x 30 x 20	30.00	20.00	22.00	20.00
30 x 30 x 18	30.00	18.00	22.00	19.50
30 x 30 x 16	30.00	16.00	22.00	19.00
30 x 30 x 14	30.00	14.00	22.00	19.00
30 x 30 x 12	30.00	12.75	22.00	18.62
30 x 30 x 10	30.00	10.75	22.00	18.12
32 x 32 x 30	32.00	30.00	23.50	23.00
32 x 32 x 28	32.00	28.00	23.50	22.50
32 x 32 x 26	32.00	26.00	23.50	22.50
32 x 32 x 24	32.00	24.00	23.50	22.00
32 x 32 x 22	32.00	22.00	23.50	21.50
32 x 32 x 20	32.00	20.00	23.50	21.00
32 x 32 x 18	32.00	18.00	23.50	20.50
32 x 32 x 16	32.00	16.00	23.50	20.00
32 x 32 x 14	32.00	14.00	23.50	20.00
34 x 34 x 32	34.00	32.00	25.00	24.50
34 x 34 x 30	34.00	30.00	25.00	24.00
34 x 34 x 28	34.00	28.00	25.00	23.50
34 x 34 x 26	34.00	26.00	25.00	23.50
34 x 34 x 24	34.00	24.00	25.00	23.00
34 x 34 x 22	34.00	22.00	25.00	22.50
34 x 34 x 20	34.00	20.00	25.00	22.00
34 x 34 x 18	34.00	18.00	25.00	21.50
34 x 34 x 16	34.00	16.00	25.00	21.00

All dimensions are given in inches.

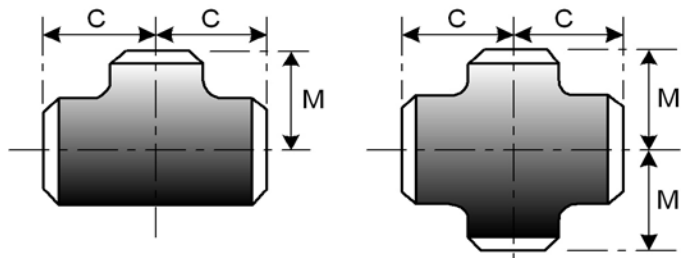
Note:

(1) Outlet dimension M for run sizes NPS 14 and larger is recommended but not required.

Trans Am

Piping Products Ltd.

Dimensions of Reducing Tees and Crosses to ASME B16.9



Nominal Pipe Size NPS	O.D. at Bevel		Centre-to-End	
	Run	Outlet	Run C	Outlet M ⁽¹⁾
36 x 36 x 34	36.00	34.00	26.50	26.00
36 x 36 x 32	36.00	32.00	26.50	25.50
36 x 36 x 30	36.00	30.00	26.50	25.00
36 x 36 x 28	36.00	28.00	26.50	24.50
36 x 36 x 26	36.00	26.00	26.50	24.50
36 x 36 x 24	36.00	24.00	26.50	24.00
36 x 36 x 22	36.00	22.00	26.50	23.50
36 x 36 x 20	36.00	20.00	26.50	23.00
36 x 36 x 18	36.00	18.00	26.50	22.50
36 x 36 x 16	36.00	16.00	26.50	22.00
38 x 38 x 36	38.00	36.00	28.00	28.00
38 x 38 x 34	38.00	34.00	28.00	27.50
38 x 38 x 32	38.00	32.00	28.00	27.00
38 x 38 x 30	38.00	30.00	28.00	26.50
38 x 38 x 28	38.00	28.00	28.00	25.50
38 x 38 x 26	38.00	26.00	28.00	25.50
38 x 38 x 24	38.00	24.00	28.00	25.00
38 x 38 x 22	38.00	22.00	28.00	24.50
38 x 38 x 20	38.00	20.00	28.00	24.00
38 x 38 x 18	38.00	18.00	28.00	23.50
40 x 40 x 38	40.00	38.00	29.50	29.50
40 x 40 x 36	40.00	36.00	29.50	29.00
40 x 40 x 34	40.00	34.00	29.50	28.50
40 x 40 x 32	40.00	32.00	29.50	28.00
40 x 40 x 30	40.00	30.00	29.50	27.50
40 x 40 x 28	40.00	28.00	29.50	26.50
40 x 40 x 26	40.00	26.00	29.50	26.50
40 x 40 x 24	40.00	24.00	29.50	26.00
40 x 40 x 22	40.00	22.00	29.50	25.50
40 x 40 x 20	40.00	20.00	29.50	25.00
40 x 40 x 18	40.00	18.00	29.50	24.50

All dimensions are given in inches.

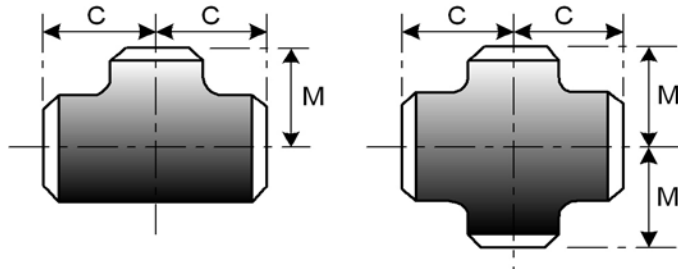
Note:

(1) Outlet dimension M for run sizes NPS 14 and larger is recommended but not required.

Trans Am

Piping Products Ltd.

Dimensions of Reducing Tees and Crosses to ASME B16.9



Nominal Pipe Size NPS	O.D. at Bevel		Centre-to-End	
	Run	Outlet	Run C	Outlet M ⁽¹⁾
42 x 42 x 40	42.00	40.00	30.00	28.00
42 x 42 x 38	42.00	38.00	30.00	28.00
42 x 42 x 36	42.00	36.00	30.00	28.00
42 x 42 x 34	42.00	34.00	30.00	28.00
42 x 42 x 32	42.00	32.00	30.00	28.00
42 x 42 x 30	42.00	30.00	30.00	28.00
42 x 42 x 28	42.00	28.00	30.00	27.50
42 x 42 x 26	42.00	26.00	30.00	27.50
42 x 42 x 24	42.00	24.00	30.00	26.00
42 x 42 x 22	42.00	22.00	30.00	26.00
42 x 42 x 20	42.00	20.00	30.00	26.00
42 x 42 x 18	42.00	18.00	30.00	25.50
42 x 42 x 16	42.00	16.00	30.00	25.00
44 x 44 x 42	44.00	42.00	32.00	30.00
44 x 44 x 40	44.00	40.00	32.00	29.50
44 x 44 x 38	44.00	38.00	32.00	29.00
44 x 44 x 36	44.00	36.00	32.00	28.50
44 x 44 x 34	44.00	34.00	32.00	28.50
44 x 44 x 32	44.00	32.00	32.00	28.00
44 x 44 x 30	44.00	30.00	32.00	28.00
44 x 44 x 28	44.00	28.00	32.00	27.50
44 x 44 x 26	44.00	26.00	32.00	27.50
44 x 44 x 24	44.00	24.00	32.00	27.50
44 x 44 x 22	44.00	22.00	32.00	27.00
44 x 44 x 20	44.00	20.00	32.00	27.00

All dimensions are given in inches.

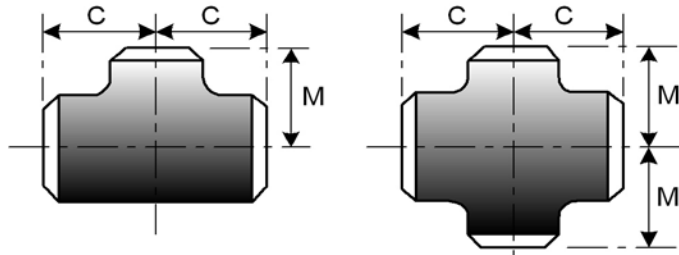
Note:

(1) Outlet dimension M for run sizes NPS 14 and larger is recommended but not required.

Trans Am

Piping Products Ltd.

Dimensions of Reducing Tees and Crosses to ASME B16.9



Nominal Pipe Size NPS	O.D. at Bevel		Centre-to-End	
	Run	Outlet	Run C	Outlet M ⁽¹⁾
46 x 46 x 44	46.00	44.00	33.50	31.50
46 x 46 x 42	46.00	42.00	33.50	31.00
46 x 46 x 40	46.00	40.00	33.50	30.50
46 x 46 x 38	46.00	38.00	33.50	30.00
46 x 46 x 36	46.00	36.00	33.50	30.00
46 x 46 x 34	46.00	34.00	33.50	29.50
46 x 46 x 32	46.00	32.00	33.50	29.50
46 x 46 x 30	46.00	30.00	33.50	29.00
46 x 46 x 28	46.00	28.00	33.50	29.00
46 x 46 x 26	46.00	26.00	33.50	29.00
46 x 46 x 24	46.00	24.00	33.50	28.50
46 x 46 x 22	46.00	22.00	33.50	28.50
48 x 48 x 46	48.00	46.00	35.00	33.00
48 x 48 x 44	48.00	44.00	35.00	33.00
48 x 48 x 42	48.00	42.00	35.00	32.00
48 x 48 x 40	48.00	40.00	35.00	32.00
48 x 48 x 38	48.00	38.00	35.00	32.00
48 x 48 x 36	48.00	36.00	35.00	31.00
48 x 48 x 34	48.00	34.00	35.00	31.00
48 x 48 x 32	48.00	32.00	35.00	31.00
48 x 48 x 30	48.00	30.00	35.00	30.00
48 x 48 x 28	48.00	28.00	35.00	30.00
48 x 48 x 26	48.00	26.00	35.00	30.00
48 x 48 x 24	48.00	24.00	35.00	29.00
48 x 48 x 22	48.00	22.00	35.00	29.00

All dimensions are given in inches.

Note:

(1) Outlet dimension M for run sizes NPS 14 and larger is recommended but not required.

Trans Am

Piping Products Ltd.